



ANNIE SMITH

Lectures and Workshops

In-Person and Virtual Events

Email: annie@anniesmith.net
Phone: 408-706-6487

STASHBUSTERS!

StashBusters! explores the ways different quilts can be made from project left-overs and new fabrics from your stash. This is a great workshop for philanthropy quilts, to gift a quilt, or to decorate a room with quilts that look beautiful together.

Using leftover fabrics from a previously completed quilt (and adding some fresh, new fabrics, of course!) students learn to progress to a new project choosing from one of eight simple quilt patterns from my trunk show.

The quilts shown on this page were made in progressive order, each using the leftover fabrics from the previous. The leftover strips from the Courthouse Steps are used to make the Chinese Coins quilt. The leftovers from the Chinese Coins are cut into squares and used for the Nine Patch blocks. With the two leftover quilts, I add new background and backing fabrics.

Annie helps students add fresh fabrics from the quilt shop to make each of their StashBusters! Quilts totally unique.

In both the in-person or online workshop, Annie demonstrates all of the construction techniques that you need to make your quilt.

Pattern fee: \$8



COLOR SENSE

Annie's most popular Workshop!

Every quilter thinks that they have a problem with color – when in fact, they need to know more about *fabric*. Learn exactly what draws the eye to interesting designs and patterns in quilts to give them life. We discuss keys to effective fabric selection in this workshop, apply hands-on design exercises, and make a quilt applying everything you learn.



The first day is Building Your Color Sense, a no-sew, hands-on workshop with a slide show about quilts and color standards, a hands-on demo where we play with fabric, and students build paste-ups from their stash. Learn to apply design rules to choose fabrics for quilts, enhancing your own color and fabric intuition. Students create a resource binder that they will use again and again.

The second day, you compose an eye-popping quilt, The 1:10 Quilt, using a single block pattern and ten fat-quarters! The block used for this exercise is a magical block that changes design based on where you place your fabrics. Each block is totally unique and can't be repeated! As a part of the quilt making experience, you also learn precision piecing, using one little essential notion.

Understanding the points taught in this workshop will make all the difference in your future quilts.

Offered as an optional 1- or 2-day workshop – either Building Your Color Sense or the 1:10 quilt. The two-day workshop is highly effective and cements everything that students learn on day-one. The two-day workshop is Annie's most popular workshop – available as an in-person or an online workshop.

Pattern fee: \$16



AURIFIL THREAD MATTERS

This in-person workshop starts out with a small slide-show covering the history of Aurifil thread – how thread is made and processed, and the uses of each thread weight.

Student will make stitch samples for each weight of thread, combinations of threads, with straight and decorative stitches.

All essential notions and needle sizes are discussed and used for the class. It's packed with Annie's expertise and a trunk show of quilts – all created with Aurifil threads.

Annie provides a kit of every item students will need to create a resource binder of their work. Students need to provide their own sewing machine and basic sewing kit.

The kit is \$45, and includes everything the students need for class including a bag of wonderful swag from Aurifil.



A D V A N C E D COLOR SENSE


Advanced Color Sense takes you beyond the basics of understanding how to choose fabrics for your quilts based on value. This one or two day workshop encourages you to play within your selected color palettes.

There are magical blocks that allow you to study different design combinations, using the color palette of your choice. Go beyond a manufacturer's fabric collection to transform block designs into artful pieces. Create something new and fresh while exploring block possibilities.

In a one day, no-sew workshop we will create paste-up pages of the block patterns for future use.

In a two day workshop we take what we learn on the first day and create an all new quilt.

Annie provides each attendee information for each block used in the class, fabrics requirements for quilt making and the instructions for block construction.



MACHINE APPLIQUE

Baltimore Album style Machine Applique

Learn my simple machine applique technique for this unique Carnation block that can be used as a wallhanging or incorporated into a quilt.

Kit fee: \$20 – includes pattern, fusible web package and essential notions



Absolutely Essential Machine Applique

Beautiful machine applique is easily achieved when you begin with the basic fundamentals.

This is a 1-day workshop on how-to rather than a project, which takes the fear out of applique so you can concentrate on the technique of the craft.

Kit Fee: \$15 includes fabric and notions
The Ultimate Applique Resource Tool is the textbook for the class.



LECTURES

HELP! MY FABRIC STASH IS GROWING AND I CAN'T MAKE IT STOP!

Take a humorous look at the quilter's nature to multiply. Peek into the inner sanctum of quilter's stashes. If you love fabric and need to find creative ways to manage and get control over your stash, this is for you.

HOW TECHNOLOGY IS CHANGING THE WAY WE QUILT

It is inevitable. Technology has invaded the quilting world. Annie uses that same technology to bring a fresh perspective on the quilting world, as she did when she created "Quilting Stash, the first podcast for quilters" in 2005. Annie shares how we, and quilting, has changed since she began quilting and what's on the horizon.

UNDERSTANDING THE VALUE OF COLOR

Annie takes the audience through a journey of color trends and fabric, discussing the key to your fabric choices. No matter what your skill level, learn how to elevate the personality of your quilts through choosing fabric with a new eye on color. We thoroughly discuss the keys to fabric selection and ways to make color design rules work for you.

AURIFIL THREAD MATTERS

As quilters, we spend more time understanding our fabric than we do with another important component of our quilts: thread. Learn the history of Aurifil threads and the process of thread making. Learn about thread weights and what they're

IF OUR QUILTS COULD TALK, WHAT WOULD THEY SAY ABOUT US?

If our quilts could talk, would they share our special stories? Each of the quilts we make contain stories that only we know; what was happening in our lives, in the world, our communities, our homes and in our hearts - when they were made. Just as important as the label is on a quilt to identify the owner, our stories tucked away in our quilts are important to those who receive our quilts. Annie shares special stories belonging to famous quilters, anonymous quilters, and even some stories of her life by sharing a trunk show of her quilts - and why these stories are so important.

THE QUILT POLICE - AND WHAT DOES IT MEAN TO ME?

Have you ever wondered where the quilt police come from? And why does it matter what they say? Annie shares her humorous experiences as a quilt judge, what she sees and what you should be aware of if you have a desire to enter quilts into competition - using her own quilts as examples.

Note: All lectures are about 60 minutes long with a full trunk show of quilts and coats.